







Engine Enamel with CERAMIC™ (12 oz. net wt.) with EZ TOUCH® Nozzle

Engine Enamel is exclusively formulated with ceramic resin

					
DE 1601 Ford Blue	DE 1602 Universal White	DE 1604 Universal Gold	DE 1605 Ford Red	DE 1606 Ford Dark Blue	DE 1607 Chevrolet Orange-Red
					
DE 1608 General Motors Blue	DE 1609 Chevrolet Blue	DE 1610 Pontiac Blue	DE 1611 New Ford Gray	DE 1612 Gray Engine Primer	DE 1613 Gloss Black
					
DE 1615 Aluminum	DE 1616 Pontiac Blue Metallic	DE 1617 Ford Green	DE 1618 Detroit Diesel Alpine Green	DE 1619 Chrysler Green	DE 1620 Chevrolet Orange
					
DE 1621 Old Ford Blue	DE 1622 Chrysler Orange	DE 1631 Chrysler Corporation Blue	DE 1632 Chrysler Industrial Red	DE 1634 GM/Chrysler Low Gloss Black	DE 1635 Ford Semi-Gloss Black
					
Also Available in: DE 1636 Clear	DE 1638 Cummins Beige	DE 1640 Plum Purple	DE 1641 Grabber Green (Lime)	DE 1642 Daytona Yellow	DE 1643 Torque 'N' Teal
					
DE 1644 Racing Green (Hunter)	DE 1645 Ruby Red	DE 1646 Trophy Blue	DE 1650 Cast Coat Aluminum	DE 1651 Cast Coat Iron	

High-Heat Paint with CERAMIC™ (12 oz. net wt.) with EZ TOUCH® Nozzle

High-Heat Paint is exclusively formulated with ceramic resin

					
DH 1602 High-Heat Black	DH 1604 High-Heat White	DH 1606 High-Heat Aluminum	DH 1608 High-Heat Red	DH 1610 High-Heat Orange	DH 1612 High-Heat Blue